



Biomnis

Welcome to ORCIS

Specimen Order Portal

USER GUIDE



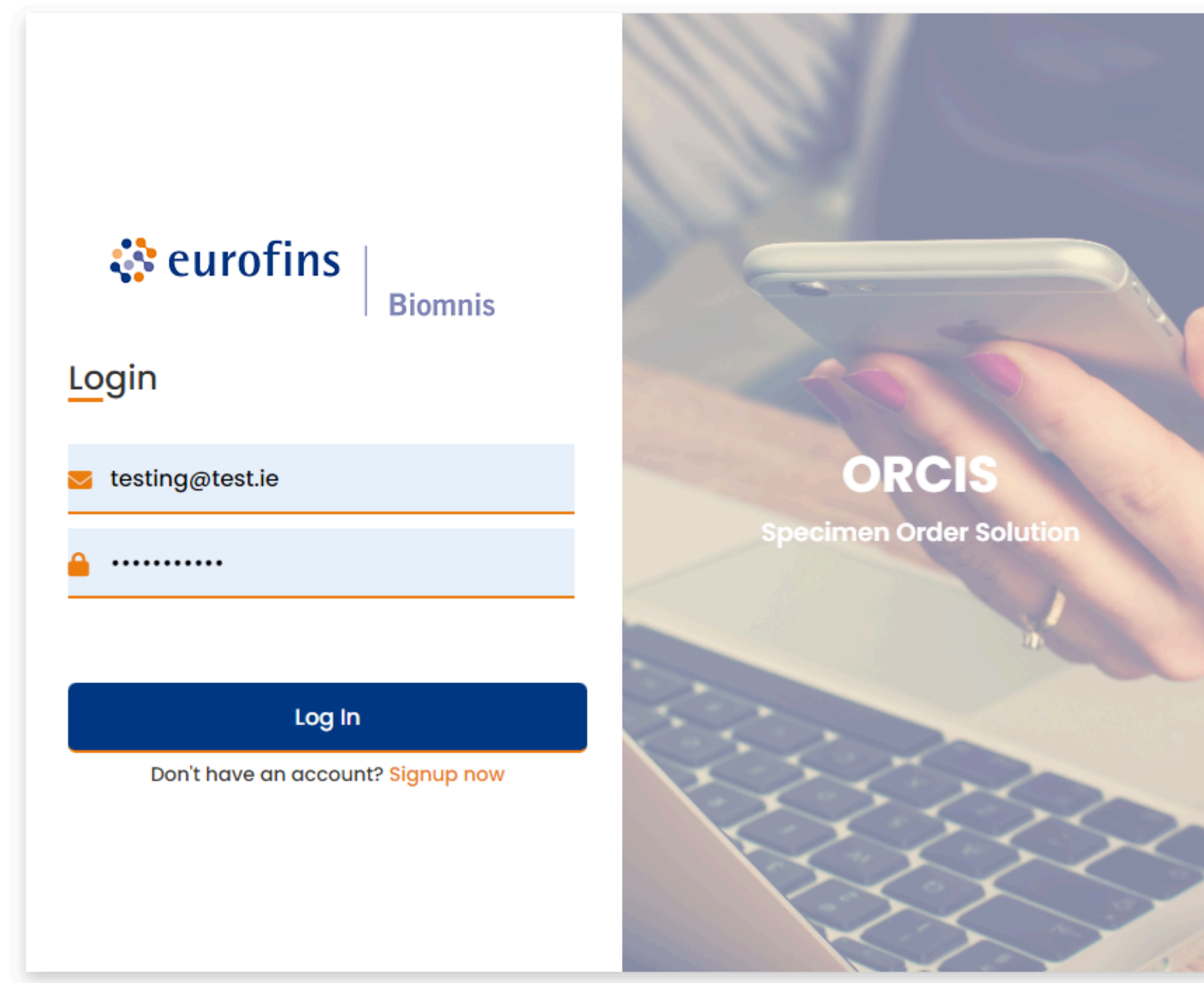
YOUR PARTNER IN PATHOLOGY



Customised to your specific test list for your clinicians

LOG IN

<https://app.orcis.ie>



Enter the email address and password that we have provided

Click **Log In**

Daily List of Patients

IN TABLE FORMAT

each line in the table is a patient entry

The screenshot shows the ORCIS web application interface. At the top, there is a navigation bar with 'ORCIS' on the left and 'Requests', 'Profiles', 'Tests', and 'Clinician' on the right. Below the navigation bar, there is a toolbar with buttons for 'NEW', 'DELETE', a printer icon, a minus sign, and 'ISSUE TO LAB'. To the right of the toolbar is a search bar with the placeholder text 'Type to Search...' and a magnifying glass icon. The main content area is a table with the following columns: 'id', 'sampledate', 'fname', 'sname', 'gender', 'dob', 'patientcode', and 'clientlabno'. The table contains two rows of data:

id	sampledate	fname	sname	gender	dob	patientcode	clientlabno
5385	23/10/2024	Sarah	Jones	F	21/10/2003		
5386	24/10/2024	Sinead	Doherty	F	08/10/2000		

At the bottom of the table, there is a pagination control showing 'Page 1 of 1 (2 items)' and buttons for 'Prev', '1', and 'Next'. To the right of the pagination control, there is a 'Page size: 10' dropdown menu. An orange dashed arrow points from the 'NEW' button in the toolbar to the text 'Select NEW to enter a new patient' below the screenshot.

Select **NEW** to enter a new patient

The Online Test Request Form

ORCIS

Welcome Testing

NEW DELETE ISSUE TO LAB

id sampledate fname

1126 31/07/2024 James

Page 1 of 1 (1 items) Prev 1 Next

Powered by Sedacis Sedacis Limited

euofins Biomnis

New Request

MRN: Client Sample ID:

First Name: * Surname: *

DOB: * Gender: *

Address: * Address

Address

Address

Address

Clinician: * Urgent

Sample Date: * Fasting

Profiles:

- Bone Profile
- Coag Screen
- CTD Screen
- FBC & Diff
- HepB Infection Status
- IgGAM & Protein Elec
- IBC/Iron Profile
- LH & FSH
- Lipid Profile
- Liver Profile
- Malaria Screen
- Renal Profile
- STI Serol Screen
- Thyroid Funct Tests
- Viral Hep B&C Screen

Tests:

- Albumin
- Amylase
- Anti-LKM AB
- Anti-Mito AB
- Anti-Thyro AB
- Beta-hCG
- C-Difficile
- CA-125
- Calcium
- Cortisol
- CreatineK
- Chlamydia & Gonn
- Delta Androsten
- C+S Enteric
- ESR
- Epiderm & Anim
- Ferritin
- FIT
- Folate
- Genital Culture
- Glucose
- Glu6 Phos Dehy
- GrassPollen
- HbA1c
- Hep B Ab
- HepB Core Ab
- Hep C Ab

clientcode clientlabno

Type to Search...

Page size: 12

NOTES

1. Enter MRN & your patient ref number
2. Enter all demographics, gender at birth, date of birth. Note the * are mandatory fields
3. Select date & time of sample collection
4. Select the GP who is ordering the test
5. Is the test Urgent, is the sample Fasting?

POPS UP

There are 3 Test Sections

1) Profiles

please tick to select your choices

- Profiles:
- Bone Profile
 - Coag Screen
 - CTD Screen
 - FBC & Diff
 - HepB Infection Status
 - IgGAM & Protein Elec
 - IBC/Iron Profile
 - LH & FSH
 - Lipid Profile
 - Liver Profile
 - Malaria Screen
 - Renal Profile
 - STI Serol Screen
 - Thyroid Funct Tests
 - Viral Hep B&C Screen

2) Tests (popular tests)

please tick to select your choices

- Tests:
- Chlamy
 - Amylase
 - Anti-LKM AB
 - Anti-Mito AB
 - Anti-Thyro AB
 - Beta-hCG
 - C-Difficile
 - CA-125
 - Calcium
 - Cortisol
 - CreatineK
 - Chlamydia & Gonn
 - Delta Androsten
 - C+S Enteric
 - ESR
 - Epiderm & Anim
 - Ferritin
 - FIT
 - Folate
 - Genital Culture
 - Glucose
 - Glu6 Phos Dehy
 - HIV Sero
 - Hse Dust Mite
 - hsCRP
 - IgE T
 - Lactate Dehy
 - Lithium
 - Magnesium
 - Micro-ALB Spot U
 - Oestradiol
 - Parathyroid Horm
 - Phosphate
 - Pro BNP
 - Progesterone
 - Prolactin
 - Rheumfactor
 - SHBG
 - Testost. Female/Child
 - Testost Male
 - C+S Throat
 - Wound/Swab
 - T Protein
 - Total PSA
 - Total T4
 - TTG IgA
 - U Creatinine
 - Uric Acid
 - Urine Culture
 - Vit B12
 - Vit D
 - Chlamydia & Gonn

3. Other Tests

drop down menu

Select the test and Click ADD

You will see the test appear in the table

Other Tests:

ADD

DELETE

Once the test form
is complete

Save the Request

Select **SAVE**

New Request

Scroll down

- Hep B Ab
- HepB Core Ab
- Hep C Ab
- HepA IgG Ab
- HIV Sero
- Hse Dust Mite
- hsCRP
- IgE T
- Lactate Dehy
- Lithium
- Magnesium
- Micro-ALB Spot U
- Oestradiol
- Parathyroid Horm
- Phosphate
- Pro BNP
- Progesterone
- Prolactin
- Rheumfactor
- SHBG
- Testost. Female/Child
- Testost Male
- C+S Throat
- Wound/Swab
- T Protein
- Total PSA
- Total T4
- TTG IgA
- U Creatinine
- Uric Acid
- Urine Culture
- Vit B12
- Vit D
- Chlamydia & Gonn

Other Tests: ▼

#	ID	Test Code	Test Name
No data to display			

Microbiology Tests vs all other Blood Tests

Order your Microbiology tests on their own test request form and issue to the lab, separate to all other tests

Pack your microbiology tests in purple bags and mark as deliverable to the microbiology laboratory

Eurofins Biomnis
Three Rock Road,
Sandyford Business Estate
DUBLIN 18
D18 A4C0

Microbiology Samples

(Purple Bags)

OCP, Swabs for culture, Urine for culture, Stool for culture, C.Diff, CPE.

Conditions apply to some Tests

Vitamin D

- Culture + Sensitivity (Swab)
- Prostate Specific Ag
- Total T4
- Transglutaminase Antibodies IgA
- Uric Acid
- Culture + Sensitivity (Urine)
- Vitamin B12 (Total)
- Vitamin D
- CT-NG (Roche Swab)

Clinical Details:

Clinical Indications

Osteoporosis Or Osteopaenia

Rickets or Osteomalacia

Pagets Disease of Bone

Pathological Fracture

Unexplained Hypocalcaemia, raised PTH, low or high Phosphate

Malabsorption, CKD, Liver Disease

To order some tests
e.g. Vitamin D
the HSE require the
clinician to highlight the
clinical indications

Choose from a drop-
down menu on the form

Active Patient Test Requests

ORCIS Welcome Testing | Log off | Requests Profiles Tests Clinicians

NEW DELETE ISSUE TO LAB Type to Search...

	id	sampledate	fname	sname	gender	dob	patientcode	clientlabno	
-	5385	23/10/2024	Sarah	Jones	F	21/10/2003			
-	5386	24/10/2024	Sinead	Doherty	F	08/10/2000			
-	5387	23/10/2024	Dee	Dee	F	23/09/1978	sdsd	sdsd	
-	5398	25/10/2024	Joan	Moloney	F	01/03/1988			
-	5399	25/10/2024	Sam	Moloney	F	02/10/1970			

Page 1 of 1 (5 items) Prev 1 Next Page size: 10

This is your active patient list, with samples **YET TO BE SENT** to the laboratory

Each entry can be **EDITED** up until they are issued to the laboratory

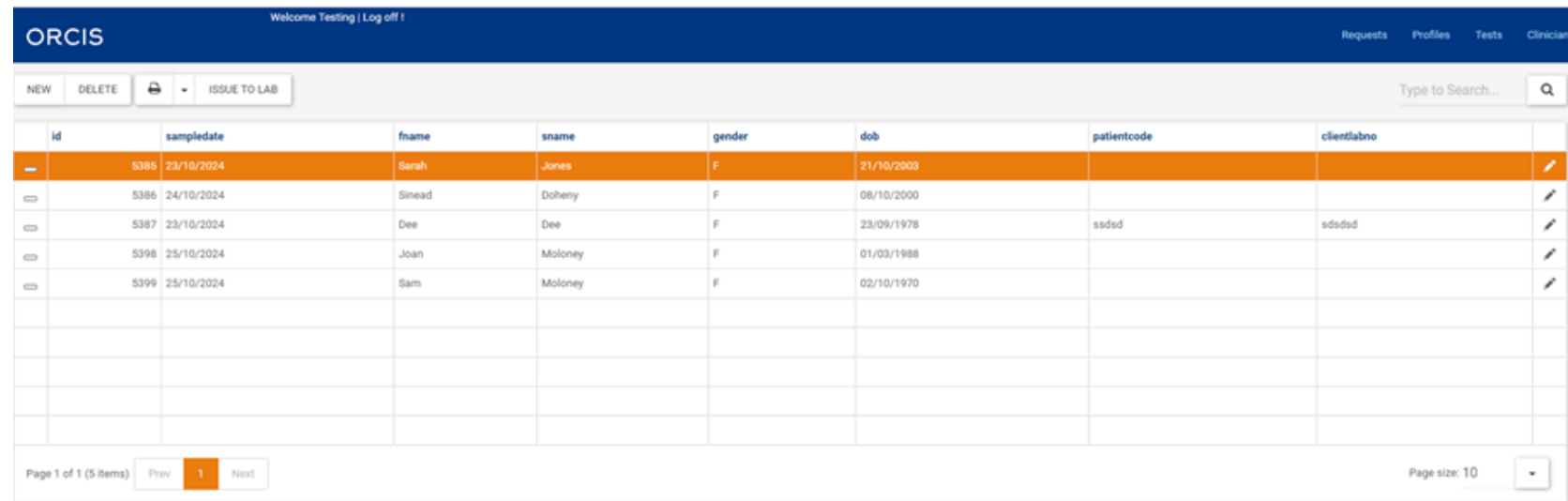
Select the **EDITING** symbol

Editing an existing Request Form

The screenshot displays the ORCIS interface. In the background, a table lists existing requests with columns for 'id', 'sampledate', and 'fname'. A 'New Request' modal form is open in the foreground, containing various input fields and checkboxes. The form includes fields for MRN, Client Sample ID, First Name, Surname, DOB, Gender, Address (multiple lines), Clinician, Sample Date, Urgent, and Fasting. Below these are two columns of checkboxes for 'Profiles' and 'Tests'. The 'Profiles' list includes items like Bone Profile, Coag Screen, CTD Screen, FBC & Diff, HepB Infection Status, IgGAM & Protein Elec, IBC/Iron Profile, LH & FSH, Lipid Profile, Liver Profile, Malaria Screen, Renal Profile, STI Serol Screen, Thyroid Funct Tests, and Viral Hep B&C Screen. The 'Tests' list includes items like Albumin, Amylase, Anti-LKM AB, Anti-Mito AB, Anti-Thyro AB, Beta-hCG, C-Difficile, CA-125, Calcium, Cortisol, CreatineK, Chlamydia & Gonn, Delta Androsten, C+S Enteric, ESR, Epiderm & Anim, Ferritin, FIT, Folate, Genital Culture, Glucose, Glu6 Phos Dehy, GrassPollen, HbA1c, Hep B Ab, HepB Core Ab, and Hep C Ab. The footer of the interface shows the 'eurofins' logo, 'Biomnis', and 'Powered by Sedacis Sedacis Limited'.

The original request Form pops-up again
Make your changes and remember to **SAVE**

PRINT the Form - Label the Specimen Tubes

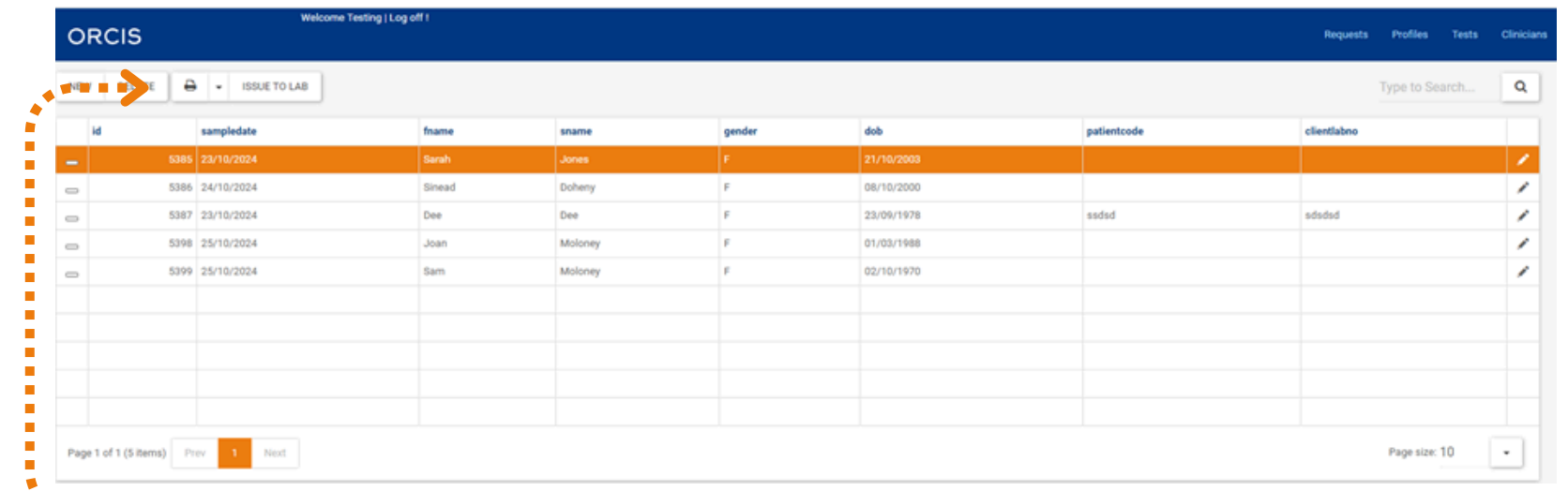


ORCIS Welcome Testing | Log off | Requests Profiles Tests Clinicians

NEW DELETE ISSUE TO LAB Type to Search...

id	sampledate	fname	sname	gender	dob	patientcode	clientlabno
5385	23/10/2024	Sarah	Jones	F	21/10/2003		
5386	24/10/2024	Sinead	Doherty	F	08/10/2000		
5387	23/10/2024	Dee	Dee	F	23/09/1978	ssdsd	sdsdsd
5398	25/10/2024	Joan	Moloney	F	01/03/1988		
5399	25/10/2024	Sam	Moloney	F	02/10/1970		

Page 1 of 1 (5 Items) Prev 1 Next Page size: 10



ORCIS Welcome Testing | Log off | Requests Profiles Tests Clinicians

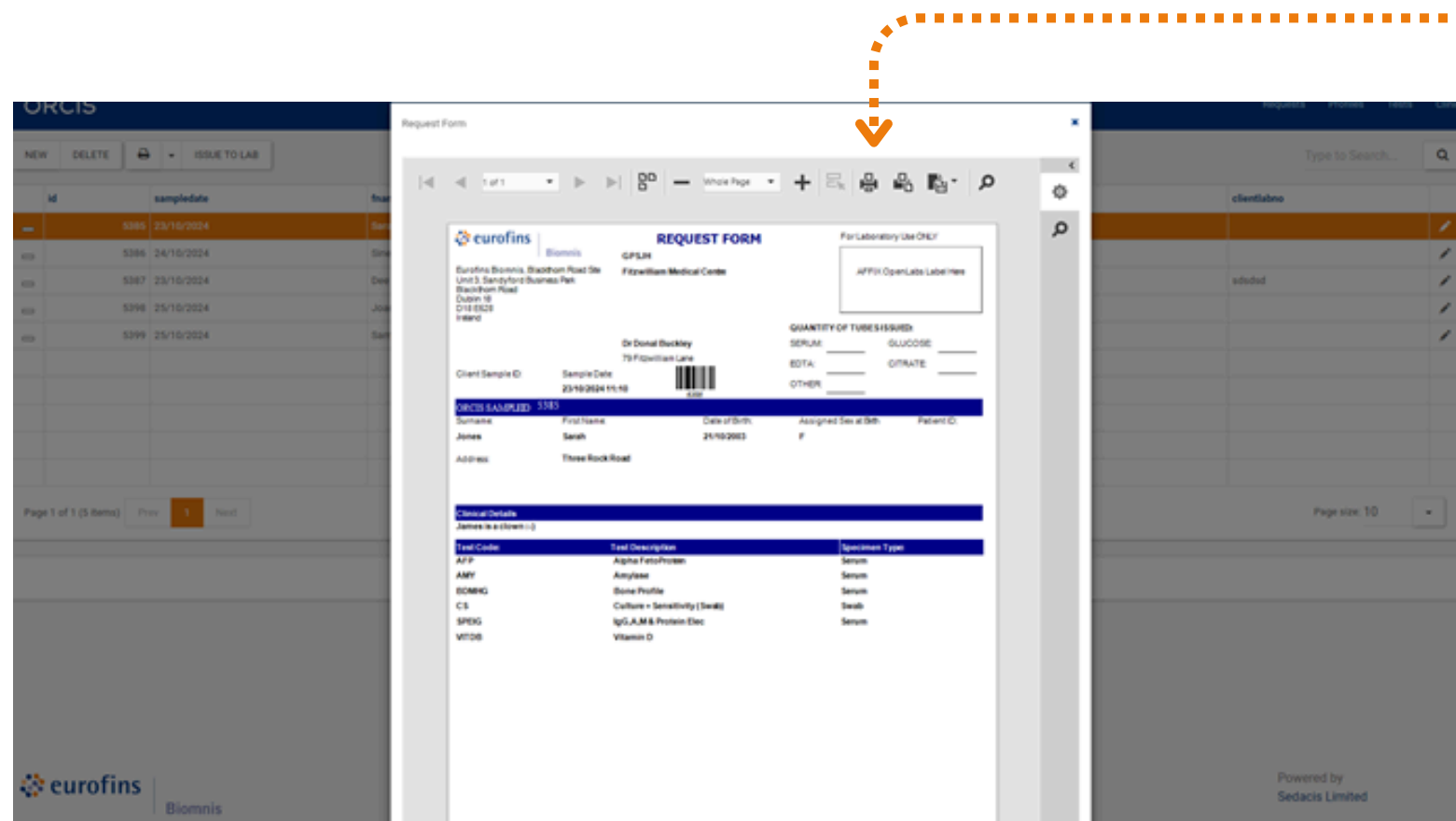
NEW DELETE ISSUE TO LAB Type to Search...

id	sampledate	fname	sname	gender	dob	patientcode	clientlabno
5385	23/10/2024	Sarah	Jones	F	21/10/2003		
5386	24/10/2024	Sinead	Doherty	F	08/10/2000		
5387	23/10/2024	Dee	Dee	F	23/09/1978	ssdsd	sdsdsd
5398	25/10/2024	Joan	Moloney	F	01/03/1988		
5399	25/10/2024	Sam	Moloney	F	02/10/1970		

Page 1 of 1 (5 Items) Prev 1 Next Page size: 10

1) Highlight the patient entry you want to print eg. it turns orange

2. Click on the **PRINTER** icon



Request Form

1 of 1

euofins Biomnis REQUEST FORM For Laboratory Use ONLY

Dr David Buckley 79 Fitzwilliam Lane

Client Sample ID: 23102024 1148 Sample Date: 23/10/2024 11:48

QUANTITY OF TUBES ISSUED

SERUM: GLUCOSE

EDTA: CITRATE

OTHER:

WACS SAMPLED: 1148

Sample: Jones Sarah Date of Birth: 21/10/2003 Assigned Sex at Birth: F Patient ID:

Address: Three Rock Road

Test Details

Test Code	Test Description	Specimen Type
AFP	Alpha Feto Protein	Serum
AMY	Amylase	Serum
BOMG	Bone Profile	Serum
CS	Culture + Sensitivity (Swab)	Swab
SPOG	IgG, A, M & Protein Elec	Serum
VIDE	Vitamin D	Serum

euofins Biomnis

Powered by Sedacis Limited

3. The Request Form will pop-up

4. Select PRINT at the top right-hand side of the Request Form

5. The form will print

Write in the Number & Quantity

euofins | Biomnis | **REQUEST FORM** | For Laboratory Use ONLY

EUOFINS BIOMNIS, Blackthorn Road Site
Unit 3, Sandyford Business Park
Blackthorn Road
Dublin 18
D18 BS28
Ireland

GP/SH
Fitzwilliam Medical Centre

Dr Donal Buckley
79 Fitzwilliam Lane

Client Sample ID: _____ Sample Date: 23/10/2024 11:10

ORCID SAMPLED: 5385

Surname: Jones | First Name: Sarah | Date of Birth: 21/10/2003 | Assigned Sex at Birth: F | Patient ID: _____

Address: Three Rock Road

Clinical Details
James is a clown :-)

Test Code	Test Description	Specimen Type
AFP	Alpha FetoProtein	Serum
AMY	Amylase	Serum
BOMNG	Bone Profile	Serum
CS	Culture + Sensitivity (Swab)	Swab
SPEIG	IgG,A,M & Protein Elec	Serum
VTDB	Vitamin D	Serum

QUANTITY OF TUBES ISSUED:

SERUM: 3 | GLUCOSE: 1

EDTA: _____ | CITRATE: _____

OTHER: 1 SWAB

AFFIX OpenLabs Label Here

6. Write onto the form, how many of each Serum, EDTA, Citrate, SWAB, Glucose.... you are sending back to us

PRINT the Form - Label the Specimen Tubes

eurofins | Biomnis **REQUEST FORM** For Laboratory Use ONLY

GPSJH
Eurofins Biomnis, Blackthorn Road Site
Unit 3, Sandyford Business Park
Blackthorn Road
Dublin 18
D18 E528
Ireland

Fitzwilliam Medical Centre
AFFIX OpenLabs Label Here

Dr Donal Buckley
79 Fitzwilliam Lane

Client Sample ID: _____ Sample Date: 23/10/2024 11:10 

QUANTITY OF TUBES ISSUED:
SERUM: _____ GLUCOSE: _____
EDTA: _____ CITRATE: _____
OTHER: _____

ORCIS SAMPLEID 5385

Surname:	First Name:	Date of Birth:	Assigned Sex at Birth:	Patient ID:
Jones	Sarah	21/10/2003	F	

Address: Three Rock Road

Clinical Details
James is a clown :-)

Test Code:	Test Description	Specimen Type:
AFP	Alpha FetoProtein	Serum
AMY	Amylase	Serum
BDMHG	Bone Profile	Serum
CS	Culture + Sensitivity (Swab)	Swab
SPEIG	IgG,A,M & Protein Elec	Serum
VITDB	Vitamin D	


Sarah Jones
21/10/2003 F


Sarah Jones
21/10/2003 F


Sarah Jones
21/10/2003 F


Sarah Jones
21/10/2003 F


Sarah Jones
21/10/2003 F


Sarah Jones
21/10/2003 F


Sarah Jones
21/10/2003 F


Sarah Jones
21/10/2003 F

Page 1 of 1

There are 8 peel-away labels at the bottom of the form

Apply them to the patient's specimen tubes



PACK & RETURN

Put the Request form with the labelled tubes into a hazard bag

Return to the appropriate Eurofins Biomnis Labs

eurofins | Biomnis **REQUEST FORM**

Eurofins Biomnis, Blackthorn Road Site
Unit 3, Sandyford Business Park
Blackthorn Road
Dublin 18
D18 E528
Ireland

GPSJH
Fitzwilliam Medical Centre

For Laboratory Use ONLY

AFFIX OpenLabs Label Here

Dr Donal Buckley
79 Fitzwilliam Lane

Client Sample ID: _____ Sample Date: 23/10/2024 11:10

ORCIS SAMPLEID 5385

Surname:	First Name:	Date of Birth:	Assigned Sex at Birth:	Patient ID:
Jones	Sarah	21/10/2003	F	

Address: Three Rock Road

Clinical Details
James is a clown :-)

Test Code:	Test Description	Specimen Type:
AFP	Alpha FetoProtein	Serum
AMY	Amylase	Serum
BDMHG	Bone Profile	Serum
CS	Culture + Sensitivity (Swab)	Swab
SPEIG	IgG,A,M & Protein Elec	Serum
VITDB	Vitamin D	

QUANTITY OF TUBES ISSUED:
SERUM: _____ GLUCOSE: _____
EDTA: _____ CITRATE: _____
OTHER: _____



Microbiology Samples (Purple Bags)

OCP, Swabs for culture, Urine for culture, Stool for culture, C.Diff, CPE.

Eurofins Biomnis
Three Rock Road,
Sandyford Business Estate
DUBLIN 18
D18 A4C0



All other Samples






Blood Samples: Chemistry,
Haematology, Serology,
Immunology

Eurofins Biomnis
Unit 3, Sandyford Business Centre,
Sandyford Business Park,
Blackthorn Road,
DUBLIN 18
D18 E528

2 Options to Issue Request to the Lab

ORCIS Welcome Testing | Log off | Requests Profiles Tests Clinicians

NEW DELETE  **ISSUE TO LAB** Types Search 

	id	sampledate	fname	sname	gender	dob	patientcode	clientlabno	
<input type="checkbox"/>	5385	23/10/2024	Sarah	Jones	F	21/10/2003			
<input type="checkbox"/>	5386	24/10/2024	Sinead	Doheny	F	08/10/2000			
<input type="checkbox"/>	5387	23/10/2024	Dee	Dee	F	23/09/1978	ssdsd	sdsdsd	
<input type="checkbox"/>	5398	25/10/2024	Joan	Moloney	F	01/03/1988			
<input type="checkbox"/>	5399	25/10/2024	Sam	Moloney	F	02/10/1970			

Page 1 of 1 (5 Items) Prev 1 Next Page size: 10

1. You can issue all patient entries on the table at once by clicking on ISSUE TO LAB. The table is empty after you click this option

2. You can select 1 patient, by ticking the left column tick box, when you hover over it you will see "Issue to Lab" appear. This option just issues this patient's Test Request Form to the Lab leaving other patient entries on the table for later

ISSUE Online Request TO LAB

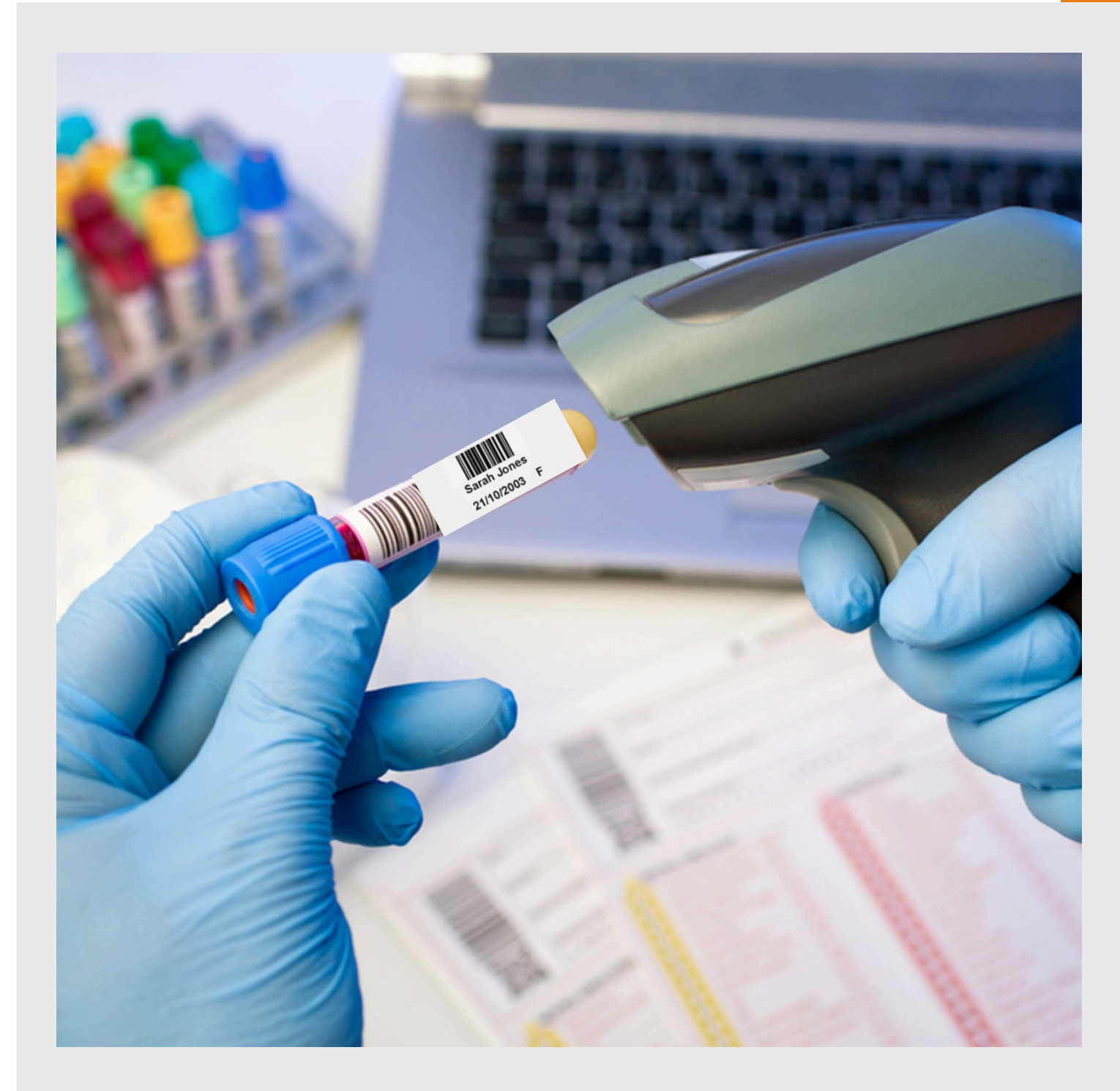
The screenshot shows the ORCIS web application interface. At the top, there is a navigation bar with the ORCIS logo and user information. Below the navigation bar, there are several buttons: NEW, DELETE, a printer icon, a minus sign, and ISSUE TO LAB. A search bar is located on the right side of the page. The main content area displays a table with columns for id, sampledate, fname, lname, gender, dob, clientlabno, and a delete icon. The row with id 5387 is highlighted in orange. A modal dialog box is open in the center of the screen, titled "Issues Request(ID:5387) to Laboratory". The dialog box contains the text "Are you sure you want to proceed?" and two buttons: PROCEED and CANCEL.

id	sampledate	fname	lname	gender	dob	clientlabno	
5385	23/10/2024	Sarah					
5386	24/10/2024	Sinead	Doherty	F	08/10/2000		
5387	23/10/2024	Dee	Dee	F	23/09/1978	sdsdsd	
5398	25/10/2024	Joan	Moloney	F	01/03/1988		
5399	25/10/2024	Sam	Moloney	F	02/10/1970		

The system double-checks that you are happy to proceed

Receipt of Samples by Eurofins Pre-Analytcs Team

1. All deliveries are time stamped when received in Pre-Analytcs
2. Serum samples are spun to stabilise them
3. The ORCIS barcode is scanned to retrieve the request details in the OpenLabs LIMS
4. The Sample Reception Officer (SRO) adds
 - Date/Time of receipt of sample
 - Sample Type and Qty received
5. Samples are racked and sent to be analysed
6. Request forms are scanned into the LIMS for traceability purposes



To delete a Test Request

The screenshot shows the ORCIS web application interface. At the top, there is a navigation bar with the ORCIS logo, a user greeting 'Welcome Testing | Log off', and menu items for 'Requests', 'Profiles', 'Tests', and 'Clinicians'. Below the navigation bar is a toolbar with buttons for 'NEW', 'DELETE', a printer icon, a dropdown arrow, and 'ISSUE TO LAB'. A search bar with the placeholder text 'Type to Search...' and a magnifying glass icon is also present. The main content area is a table with the following columns: 'id', 'sampledate', 'fname', 'sname', 'gender', 'dob', 'patientcode', and 'clientlabno'. The first row of the table is highlighted in orange, indicating it is selected. A dashed orange arrow points from the 'DELETE' button in the toolbar to this highlighted row. The table contains five rows of data. At the bottom of the table, there is a pagination control showing 'Page 1 of 1 (5 items)' and 'Page size: 10'.

id	sampledate	fname	sname	gender	dob	patientcode	clientlabno
5385	23/10/2024	Sarah	Jones	F	21/10/2003		
5386	24/10/2024	Sinead	Doherty	F	08/10/2000		
5387	23/10/2024	Dee	Dee	F	23/09/1978	sdsd	sdsd
5398	25/10/2024	Joan	Moloney	F	01/03/1988		
5399	25/10/2024	Sam	Moloney	F	02/10/1970		

Highlight the patient entry you want to delete - it turns orange

Select DELETE

To View SENT Requests

ORCIS Welcome Testing | Log off !

Requests Profiles Tests Clinicians

NEW DELETE ISSUE TO LAB

Type to Search...

id	sampledate	fname	sname	gender	dob	patientcode	clientlabno
5385	23/10/2024	Sarah	Jones	F	21/10/2003		
5386	24/10/2024	Sinead	Doherty	F	08/10/2000		
5387	23/10/2024	Dee	Dee	F	23/09/1978	ssdsd	sdsdsd
5398	25/10/2024	Joan	Moloney	F	01/03/1988		
5399	25/10/2024	Sam	Moloney	F	02/10/1970		

Page 1 of 1 (5 items)

Page size: 10

To view Past Patient Request Forms

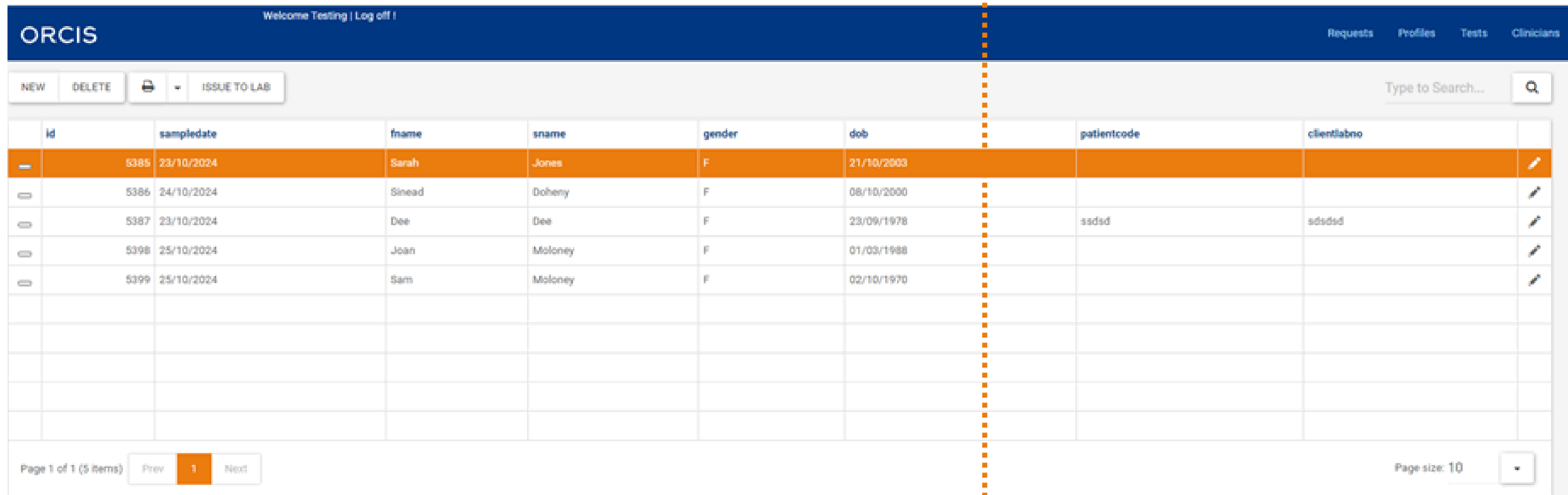
These have already been SENT / Issued to the Laboratory

Click on **REQUESTS** in the top hand-right side and from the drop down, select Requests Register.

You will see all of your past orders with the most recent at the top of the table.

You can search this Table by using the search box - First Name and/or Surname

Other View Functions



The screenshot displays the ORCIS web application interface. At the top, there is a dark blue header with the ORCIS logo on the left and navigation links for 'Requests', 'Profiles', 'Tests', and 'Clinicians' on the right. Below the header, there is a toolbar with buttons for 'NEW', 'DELETE', a printer icon, a minus sign, and 'ISSUE TO LAB'. A search bar with the placeholder text 'Type to Search...' and a magnifying glass icon is located on the right side of the toolbar. The main content area features a table with the following columns: 'id', 'sampledate', 'fname', 'sname', 'gender', 'dob', 'patientcode', and 'clientlabno'. The table contains five rows of data, with the first row highlighted in orange. The first row data is: id: 5385, sampledate: 23/10/2024, fname: Sarah, sname: Jones, gender: F, dob: 21/10/2003, patientcode: (empty), clientlabno: (empty). The second row data is: id: 5386, sampledate: 24/10/2024, fname: Sinead, sname: Doherty, gender: F, dob: 08/10/2000, patientcode: (empty), clientlabno: (empty). The third row data is: id: 5387, sampledate: 23/10/2024, fname: Dee, sname: Dee, gender: F, dob: 23/09/1978, patientcode: ssssd, clientlabno: ssssd. The fourth row data is: id: 5398, sampledate: 25/10/2024, fname: Joan, sname: Moloney, gender: F, dob: 01/03/1988, patientcode: (empty), clientlabno: (empty). The fifth row data is: id: 5399, sampledate: 25/10/2024, fname: Sam, sname: Moloney, gender: F, dob: 02/10/1970, patientcode: (empty), clientlabno: (empty). At the bottom of the table, there is a pagination control showing 'Page 1 of 1 (5 items)' and buttons for 'Prev', '1', and 'Next'. On the right side of the bottom, there is a 'Page size: 10' dropdown menu.

	id	sampledate	fname	sname	gender	dob	patientcode	clientlabno	
-	5385	23/10/2024	Sarah	Jones	F	21/10/2003			
-	5386	24/10/2024	Sinead	Doherty	F	08/10/2000			
-	5387	23/10/2024	Dee	Dee	F	23/09/1978	sssd	sssd	
-	5398	25/10/2024	Joan	Moloney	F	01/03/1988			
-	5399	25/10/2024	Sam	Moloney	F	02/10/1970			

You can view Profiles, Tests and Clinicians also from the top right-hand side of your screen

Welcome Testing | Log off!

ORCIS

NEW DELETE ISSUE TO LAB

	id	sampledate	fname	sname
	5385	23/10/2024	Sarah	Jones
	5386	24/10/2024	Sinead	Dohe
	5387	23/10/2024	Dee	Dee
	5398	25/10/2024	Joan	Molo
	5399	25/10/2024	Sam	Molo

Page 1 of 1 (5 items)



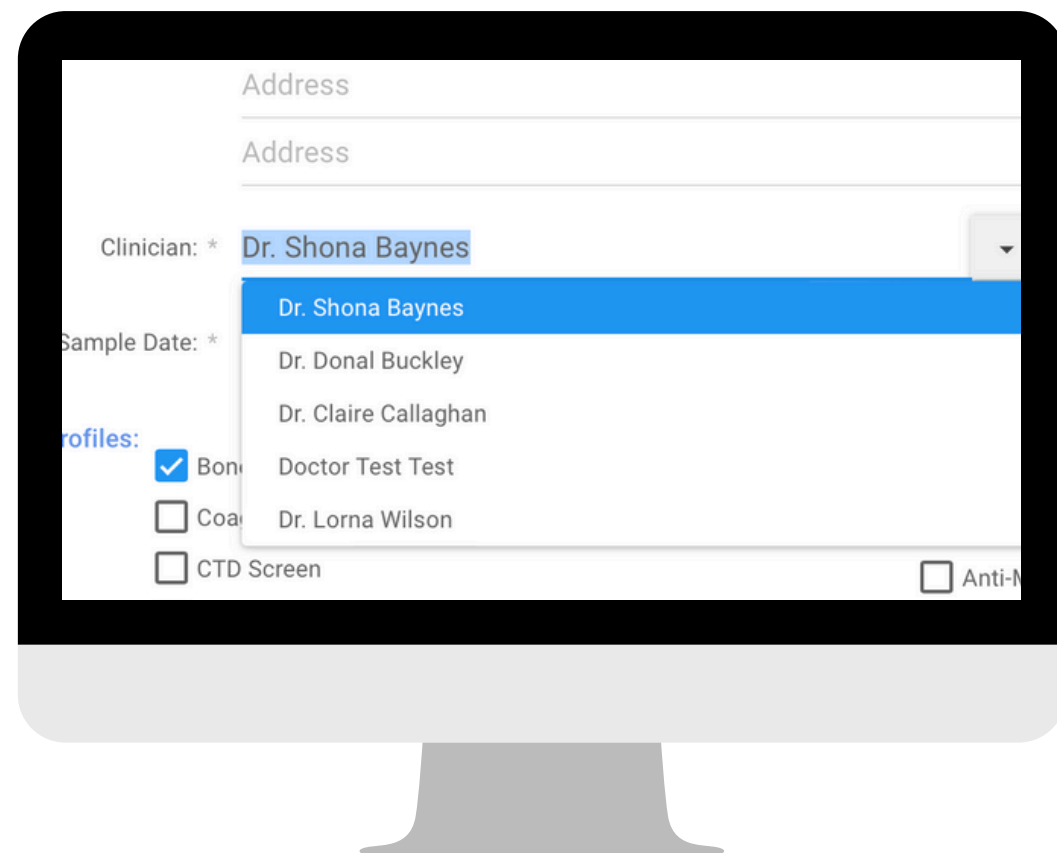
Click here to Log Out.

ORCIS will **automatically** log out after 15 minutes

Email us to get Set-Up or Updated

A new Doctor or Name Change

To change the name of a clinician or add a new clinician



Email : portal@ctie.eurofinseu.com

All feedback is welcome.

We adapt the system to suit your needs - new tests, new clinicians etc.

Orcis Paper

- We have produced special paper with 8 peel away labels at the end of the sheet
- This paper is a lot more expensive than ordinary paper
- Please only insert it into your printing tray or bypass tray when you are printing our forms
- Monitor your supply and when you are running low, use our orders form

Email the completed Orders form to orders@ctie.eurofinseu.com

Advantages of electronic ordering



Users will be provided with the facility to generate barcodes to allow easy tube labelling and hardcopy forms to accompany the physical specimens to the laboratory.



Manual transcription errors associated with paper-based systems will be a thing of the past following introduction of this system.



Tests can be ordered by the client, thus eliminating delays in registration and/or bottlenecks when large volumes are received to our pre-analytics laboratory.



A scalable, web-based solution is available not just for clients with single sites but also distributed across multi-site organisations.



Future developments include seamless integration with our logistics solution to enable the user to request physical transfer of specimens to the laboratory when completing the electronic ordering process.



Thank you